



Size Chart Cycling

MENS / UNISEX



Jerseys: C3 Basic*, C5 Pro*, M6 Hero* / Shorts: CP5 Pro, CP6 Comp, CPW5 Pro* / Softshell Jacket CJS5 Pro
Softshell Vest CVS5 Pro / Wind Jacket CJW5 Pro / Gilets (Wind Vests): CVW5 Pro / Skinsuit CT7 Epic

owayo size	2	3	4	5	6	7	8	9	10	11	12
 Chest circumference (cm)	82-86	86-90	90-94	94-98	98-102	102-106	106-110	110-114	114-118	118-122	122-126
 Circumference of buttocks (cm)	86-90	90-94	94-98	98-102	102-106	106-110	110-114	114-118	118-122	122-126	126-130
International size	XS	S		M		L		XL		XXL	

*also applicable for the following products: CL3 Basic, CL5 Pro, CW5 Pro, CT5 Pro, ML6 Hero, CPO5 Pro, CPL5 Pro, CVW5 Pro V

WOMENS



Jersey C5w Pro* / Shorts: CP5w Pro, CP6w Comp

owayo size	S1	S2	S3	S4	S5	S6	S7	S8	S9	S10
 (cm)	74-78	78-82	82-86	86-90	90-94	94-98	98-104	104-110	110-116	116-122
 Circumference of buttocks (cm)	82-86	86-90	90-94	94-98	98-102	102-106	106-112	112-118	-	-
International size	XS		S		M		L		XL	

*also applicable for the following products: CL5w Pro, CW5w Pro, CT5w Pro

UNISEX

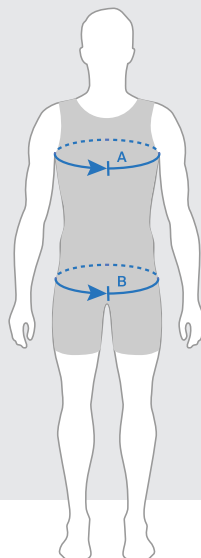
Shorts CP2 Sport

owayo size	XS	S	M	L	XL	XXL	3XL
 Chest circumference (cm)	74-82	82-90	90-98	98-106	106-114	114-118	118-126
 Circumference of buttocks (cm)	82-90	90-98	98-106	106-114	114-122	122-130	130-138

Find the Right Size

We strongly recommend that you get samples to determine your preferred size and fit. If time constraints don't allow for samples, please refer to our sizing guide below.

In between two different sizes? If you like a looser fit, choose the larger size. Do you prefer your athletic wear to fit a bit tighter? Then pick the smaller size.



Chest Circumference (A)

Wrap the tape measure around the widest part of your chest. Make sure that the tape measure is straight, parallel with the floor and not pulled too tightly.

Buttocks Circumference (B)

Measure around the widest part of your hips and buttocks. Stand with your feet as wide apart as your hips, and be sure that the tape measure is straight, parallel with the floor, and not pulled too tightly.